

## Motion Sensor



The motion sensor detects changes in infrared radiation which occur when there is movement by a person (or object) which is different in temperature from the surroundings.

### Designed For Use With:

- PhidgetInterfaceKit 8/8/8
- PhidgetTextLCD with InterfaceKit 8/8/8

### Examples:

You will find program examples in the download section of [www.phidgets.com](http://www.phidgets.com)

## Getting Started

### Installing the hardware


The Kit contains:

- A Motion Sensor
- A Sensor Cable

You will also need:

- A PhidgetInterfaceKit 8/8/8 or a PhidgetTextLCD
- A USB Cable

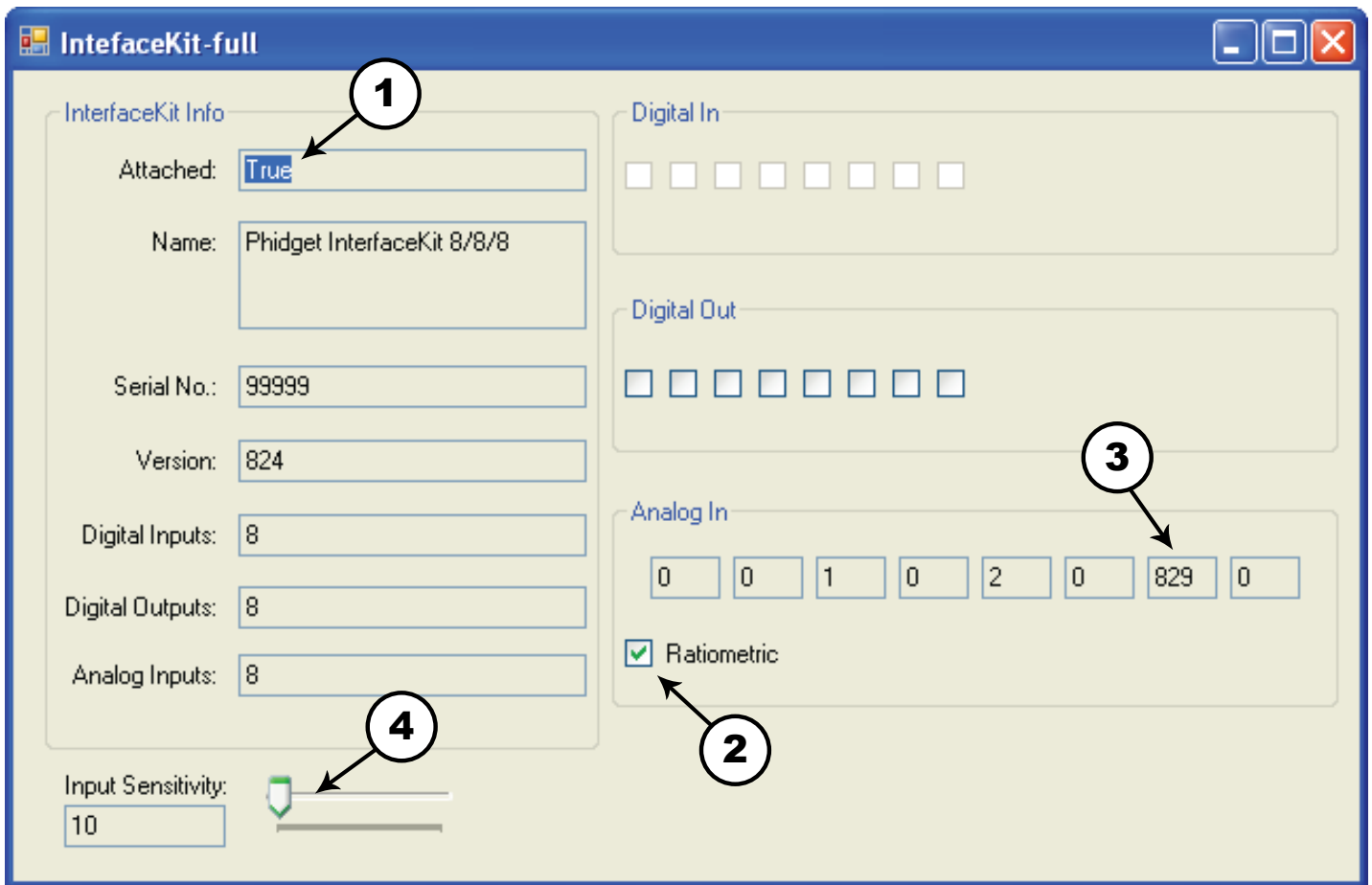
### Connecting all the pieces



Connect the Motion Sensor to an Analog Input on the PhidgetInterfaceKit 8/8/8 board using the sensor cable.

# Testing the Motion Sensor using Windows

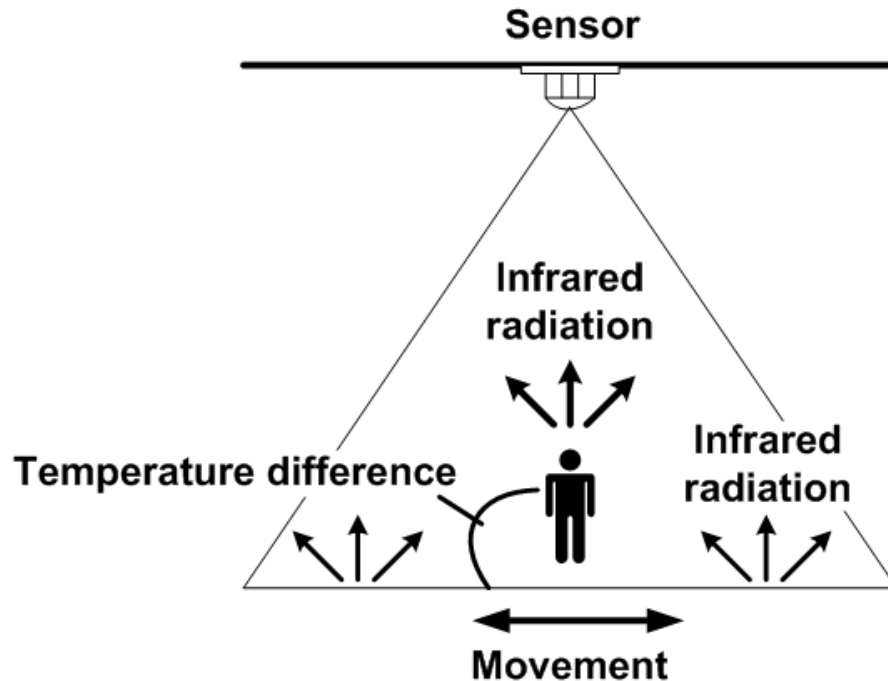
Run the Program **InterfaceKit-full**.



1. Run the program **InterfaceKit-full** and check that the box labelled Attached contains the word True.
2. Make sure that the Ratiometric box is Ticked.
3. When there is no movement the value in the Analog In box is around 500. If you wave your hand in front of the sensor you will see this number vary rapidly up and down. Numbers outside the 400 to 600 range denote the detection of a moving object.
4. You can adjust the input sensitivity by moving the slider pointer.

## Technical Information

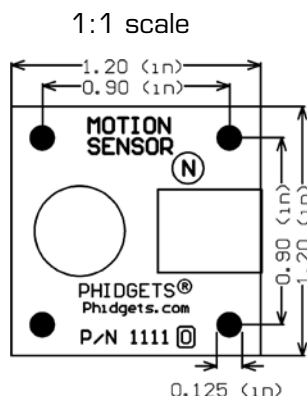
This sensor detects changes in infrared radiation which occur when there is movement by a person (or object) which is different in temperature from the surroundings. As this sensor detects temperature differences, it is well suited to detecting the motion of people by their body temperature. The sensor is also characterized by a narrow sensing area.



## Device Specifications

Current Consumption	150uA
Output Impedance	1K ohms

## Mechanical Drawing



## Product History

<b>Date</b>	<b>Product Revision</b>	<b>Comment</b>
June 2002	n/a	Product Release
August 2004	n/a	Analog input connector changed from stereo jack to 3-pin Molex